

The Fluid Recycling System has been designed for universal use; it improves the quality and lifetime of process liquids



**G-WASH 034**



The installation is in compliance with the EU machinery directives (CE conformity)

Technical changes are reserved

All measurements in mm

November 14

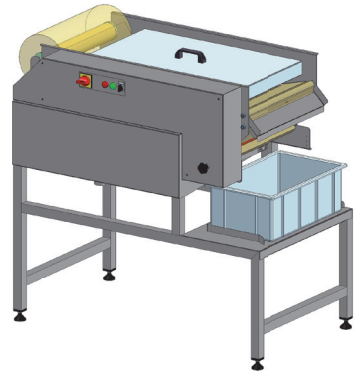
**Grünig**

Grünig-Interscreen AG  
Ringgenmatt 14  
CH-3150 Schwarzenburg  
Switzerland

Phone +41 31 734 2600  
Fax +41 31 734 2601  
www.grunig.ch  
mail@grunig.ch

# FLUID RECYCLING SYSTEM G-WASH 034

**BY-PASS VERSION**  
[A10]



**Options:**

- Integrated pneumatic feed pump (option P)
- Recirculation switch (option R)
- 2-circuit system (option K2)
- 2-circuit system with positive control (option K2Z)
- Enhanced corrosion resistance (option KX)
- Bottom trough of stainless steel V2A (option W1)
- Bottom trough, stainless steel V2A StawaR (option W2)
- Filtering fleece available in 2, 4, 7, 12 and 25µ

**Technical data:**

Width: 1310 mm / 52 Inch  
Height: 1200 mm / 48 Inch  
Depth: 820 mm / 33 Inch

Power supply: 1x230+N+PE / 2x220+PE  
Mains frequency: 50/60 Hz  
Current drawn: 1 A  
Power consumption: 0.2 kW

Compressed air: 3 Bar / 120 L/min (only option P)


**Field of application:**

Filtration of process liquids in a by-pass procedure (auxiliary circuit).

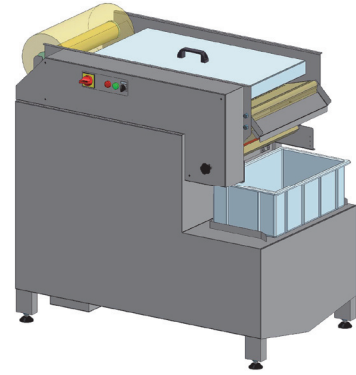
Thanks to the continuous elimination of particulate matter ensured by the inclined filtering technique, the lifetime of cleaning liquids can be considerably increased in many cases, while maintaining the cleaning performance at a constant level over a prolonged time period.

**Particular characteristics:**

- Automatic cleaning of various liquids (flash point >55°C).
- Efficient mechanical separation of liquids and solid matter thanks to the inclined filtering technique.
- Enhanced profitability, improved ecology thanks to the prolonged useful life of process liquids
- Maximum ease of maintenance and of handling
- Flexible, designed for universal applications
- Can be easily connected to manual or automatic cleaning systems
- Robust and first-class construction made of stainless steel



**VERSION WITH CLOSED CIRCUIT TANK**  
[A20]



**Options:**

- Enhanced corrosion resistance (option KX)
- Bottom trough of stainless steel V2A (option W1)
- Filtering fleece available in 2, 4, 7, 12 and 25µ

**Technical data:**

Width: 1310 mm / 52 Inch  
Height: 1200 mm / 48 Inch  
Depth: 820 mm / 33 Inch

Tank capacity: 500 L / 132 US gal.  
Power supply: 1x230+N+PE / 2x220+PE  
Mains frequency: 50/60 Hz  
Current drawn: 4.5 A  
Power consumption: 1 kW

**Field of application:**

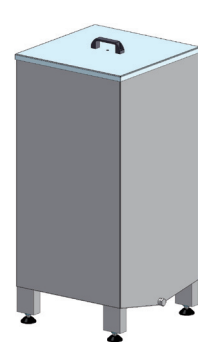
One hundred percent filtration of process liquids.

After the cleaning process, the liquid flows through the inclined filter where it is freed from all solid matters. It is then returned directly into the closed-circuit tank and ready for the following process.

Thanks to the integrated waste water pump, the tank can be very easily emptied and cleaned.

Attention: This version is not suitable for use with solvents!

**CLEAN WATER BUFFER TANK**  
[A90]



**Technical data:**

Width: 530 mm / 21 Inch  
Height: 1120 mm / 44 Inch  
Depth: 530 mm / 21 Inch

Tank capacity: 200 L / 53 US gal.

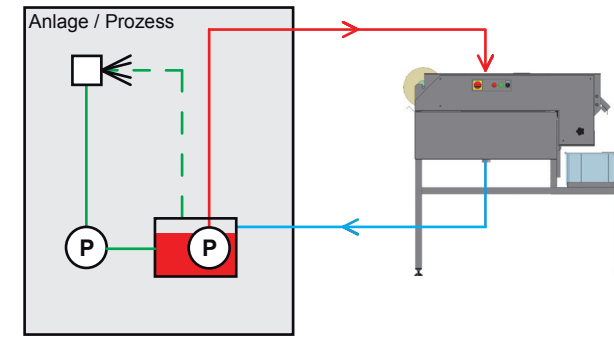
Water supply: 3/4" (female thread)

**Field of application:**

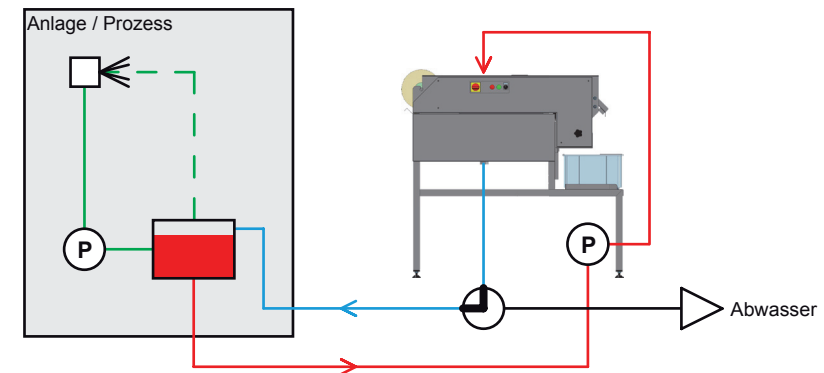
Preparation of rinsing water for subsequent cleaning.

In cases where the water supply from the mains source is insufficient or irregular, the buffer tank ensures a reliable water supply for the cyclic rinsing processes. Any remaining solid matter particles can sediment in the tank and the water has sufficient time for outgassing before it is taken to the connected installation (in order to prevent damaging the pump).

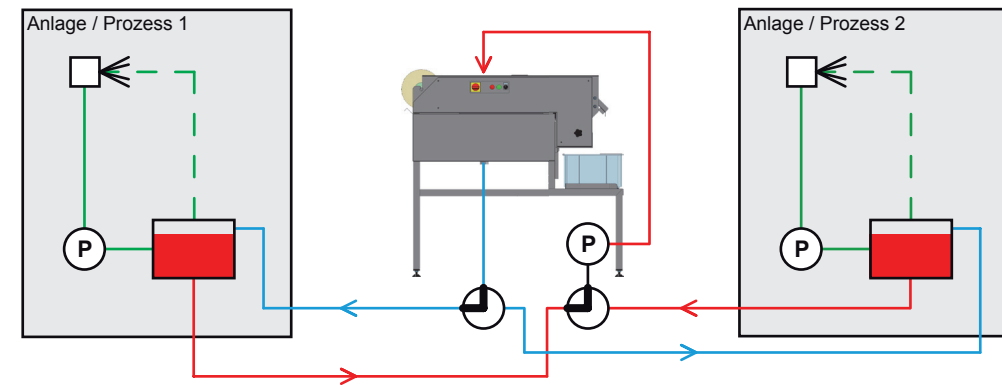
**By-Pass version [A10]**



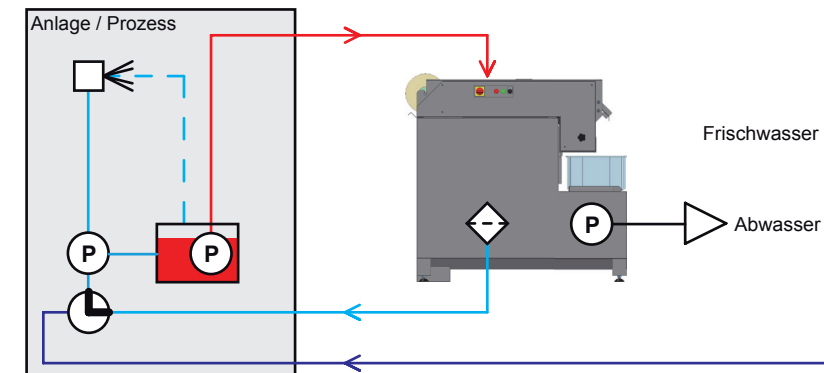
**By-Pass version [A10 with option P + R]**



**By-pass version [A10 with option P + K2]**



**Version with closed circuit tank [A20]**



**Clean water buffer tank [A90]**

